

# *Hays Consolidated Independent School District*

## Division of Financial Services

21003 Interstate 35 Frontage Road

Kyle, Texas 78640

Ph: (512) 268-2141

Fx: (512) 268-2147



Date: March 27, 2023

### Monthly Financial Highlights

- The monthly Financial Reports represent financial data through February 28, 2023.
- The cash and investment balances of all funds at month end totals \$357,513,217.10. The Capital Projects Fund makes up the largest portion of the total with \$205,883,091.88 or approximately 56.75%.
- Through the end of the month (8/12 or 66.67% of the budget year):
  - The General Fund has collected \$177,203,985.85 (82.90% of its budgeted revenue) and has spent \$146,181,445.00 (64.57% of its budgeted expenditures). The *estimated* ending fund balance through the month of February 2023 is \$95,839,737.05.
  - The Child Nutrition fund has collected \$7,373,227.15 (70.59% of its budgeted revenue) and has spent \$5,125,719.79 (49.07% of its budgeted expenditures).
  - The Debt Service fund collected \$74,163,656.73 (103.77% of its budgeted revenue) and spent \$70,901,129.16 (99.21% of its budgeted expenditures). Debt service payments are made two times a year, February 15<sup>th</sup> and August 15<sup>th</sup>.
  - The Capital Project funds have expenditures of \$29,702,820.66 in the current fiscal year through the month of February 2023 and have collected \$4,199,839.18 in interest revenue. The second portion of the 2021 bonds and the 2022 bonds were sold during September 2022 in the amount of \$66,585,092 and \$115,649,800 respectively and are categorized as “other sources”.
- Special Revenue funds consist of Federal, State, and local grants received by the District. Some of these grants such as Title I and IDEA are non-competitive federal grants which the District receives based on certain types of student populations reported through PEIMS. Other local grants are “competitive grants” and are awarded based on demonstrated needs. This group of funds also includes the Textbook (IMA) and awarded Education Foundation funds. Total revenue is \$12,561,211.89 and total expenditures are \$12,561,211.89.
- Current Tax collections for the month of February 2023 totaled \$21,498,725.13 representing 10.44% of the levy collected during the month. Approximately 95.65% of the total levy has been collected through the end of February 2023. In comparison, 96.46% of the total levy was collected through the end of February 2022.

If you should have any questions regarding these financials, please contact me.

*Randall Rau*, CPA

Chief Financial Officer  
Hays Consolidated Independent School District

# **Hays Consolidated Independent School District**

## **Financial Reports**



**February 28, 2023**

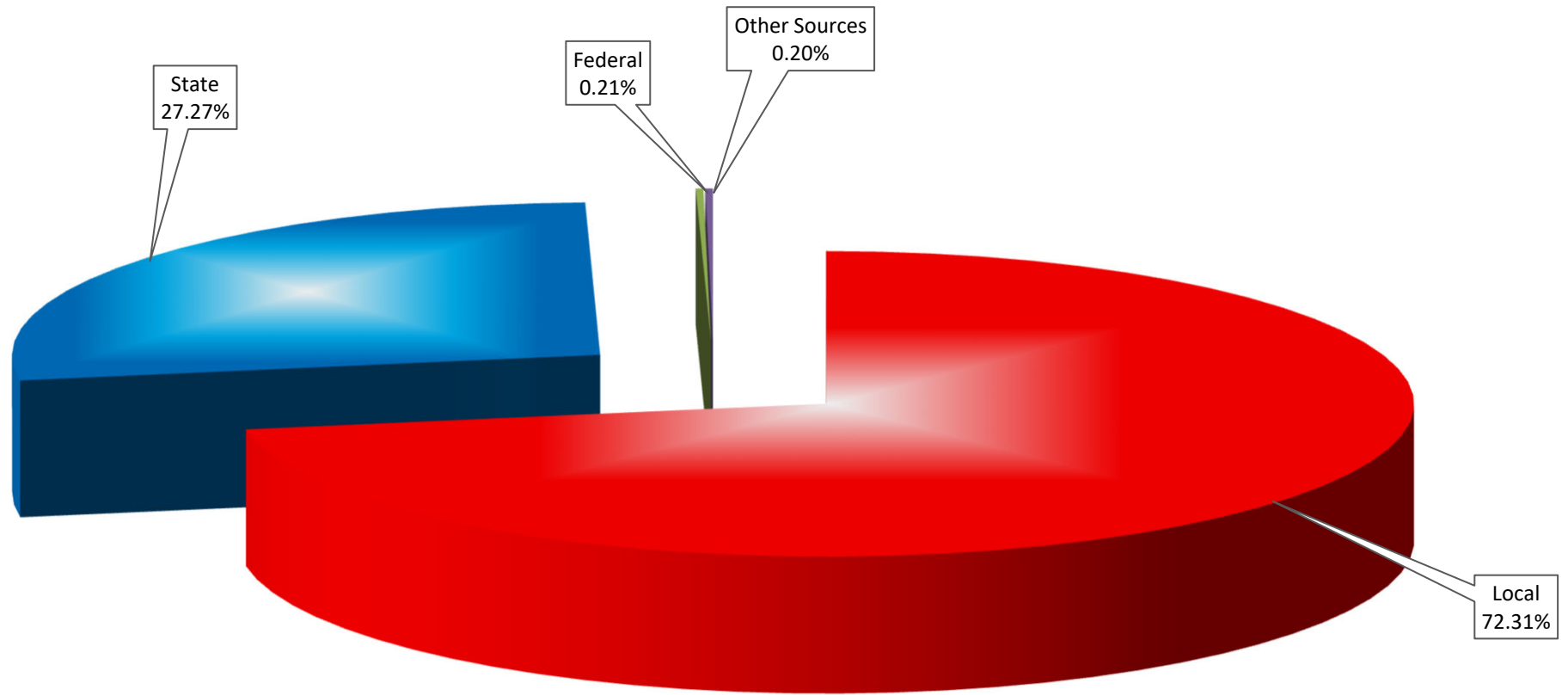
**Hays Consolidated Independent School District**  
**Combined Balance Sheet**  
**for the Month Ending February 28, 2023**  
**(Un-Audited)**

	<b><u>General</u></b> <b><u>Fund</u></b>	<b><u>Child Nutrition</u></b> <b><u>Fund</u></b>	<b><u>Debt Service</u></b> <b><u>Fund</u></b>	<b><u>Capital</u></b> <b><u>Projects Funds</u></b>	<b><u>Special Revenue</u></b> <b><u>Funds</u></b>	<b><u>Total</u></b>
<b><i>Assets:</i></b>						
Cash and Cash Equivalents	\$ 7,820,116.32	\$ 37,611.20	\$ 1,776,206.68	\$ 4,039,434.79	\$ (4,845,787.50)	\$ 8,827,581.49
Current Investments	106,289,058.00	7,039,293.83	33,513,626.69	201,843,657.09	-	348,685,635.61
<b>Total Cash and Investments</b>	<b>\$ 114,109,174.32</b>	<b>\$ 7,076,905.03</b>	<b>\$ 35,289,833.37</b>	<b>\$ 205,883,091.88</b>	<b>\$ (4,845,787.50)</b>	<b>\$ 357,513,217.10</b>
Property Taxes - Delinquent	2,483,554.48	-	1,251,743.45	-	-	3,735,297.93
Allowance for Uncollectible Taxes	(691,413.53)	-	(314,622.42)	-	-	(1,006,035.95)
Due from State Agencies	772,254.48	-	-	-	4,678,925.77	5,451,180.25
Due from other Governments	549,097.38	-	150,667.54	-	743,475.80	1,443,240.72
Accured Interest	-	-	-	-	-	-
Due from Other Funds	8,827.79	2,094,912.51	-	-	-	2,103,740.30
Other Receivables	86,302.53	5,566.73	-	-	4,222.93	96,092.19
<b>Total Receivables</b>	<b>\$ 3,208,623.13</b>	<b>\$ 2,100,479.24</b>	<b>\$ 1,087,788.57</b>	<b>\$ -</b>	<b>\$ 5,426,624.50</b>	<b>\$ 11,823,515.44</b>
Inventories	-	186,202.57	-	-	-	186,202.57
Prepaid Items	5,532,992.03	500.00	-	-	-	5,533,492.03
<b>Other Current Assets</b>	<b>\$ 5,532,992.03</b>	<b>\$ 186,702.57</b>	<b>\$ -</b>	<b>\$ -</b>	<b>\$ -</b>	<b>\$ 5,719,694.60</b>
<b>Total Current Assets</b>	<b>\$ 122,850,789.48</b>	<b>\$ 9,364,086.84</b>	<b>\$ 36,377,621.94</b>	<b>\$ 205,883,091.88</b>	<b>\$ 580,837.00</b>	<b>\$ 375,056,427.14</b>
<b><i>Liabilities and Fund Balance:</i></b>						
<b>Current Liabilities</b>						
Accounts Payable	\$ 598,984.14	\$ -	\$ -	\$ -	\$ -	\$ 598,984.14
Other Liabilities	-	-	-	-	-	-
Payroll Deductions and Withholdings	1,844,439.20	-	-	-	-	1,844,439.20
Accrued Wages Payable	16,402,123.03	385,381.68	-	-	-	16,787,504.71
Due to Other Funds	2,479,169.28	729.28	-	-	-	2,479,898.56
Due to State Agencies	-	-	61,509.00	-	0.86	61,509.86
Due to other Governments	76,622.76	-	-	-	-	76,622.76
Due to Student Groups	253,104.06	-	-	-	-	253,104.06
Deferred Revenues	3,564,469.01	299,423.23	-	-	580,836.14	4,444,728.38
Deferred Inflows	1,792,140.95	-	937,121.03	-	-	2,729,261.98
<b>Total Liabilities</b>	<b>\$ 27,011,052.43</b>	<b>\$ 685,534.19</b>	<b>\$ 998,630.03</b>	<b>\$ -</b>	<b>\$ 580,837.00</b>	<b>\$ 29,276,053.65</b>
<b><i>Fund Balance/Equity</i></b>						
Reserved/Designated Fund Balance	-	5,740,692.68	32,116,464.34	49,151,181.36	-	87,008,338.38
Current Year Revenues less						
Expenditures/Expenses	31,022,540.85	2,247,507.36	\$ 3,262,527.57	39,199,932.79	-	75,732,508.57
Reserved Fund Balance for Current Year						
Encumbrances (POs)	2,800,262.33	690,352.61	\$ -	117,531,977.73	-	121,022,592.67
Unreserved Fund Balance/Fund Equity	<b>\$ 62,016,933.87</b>	<b>-</b>	<b>-</b>	<b>-</b>	<b>-</b>	<b>62,016,933.87</b>
<b>Total Fund Balance/Equity</b>	<b>\$ 95,839,737.05</b>	<b>\$ 8,678,552.65</b>	<b>\$ 35,378,991.91</b>	<b>\$ 205,883,091.88</b>	<b>\$ -</b>	<b>\$ 345,780,373.49</b>
<b>Total Liabilities and Fund Equity</b>	<b>\$ 122,850,789.48</b>	<b>\$ 9,364,086.84</b>	<b>\$ 36,377,621.94</b>	<b>\$ 205,883,091.88</b>	<b>\$ 580,837.00</b>	<b>\$ 375,056,427.14</b>

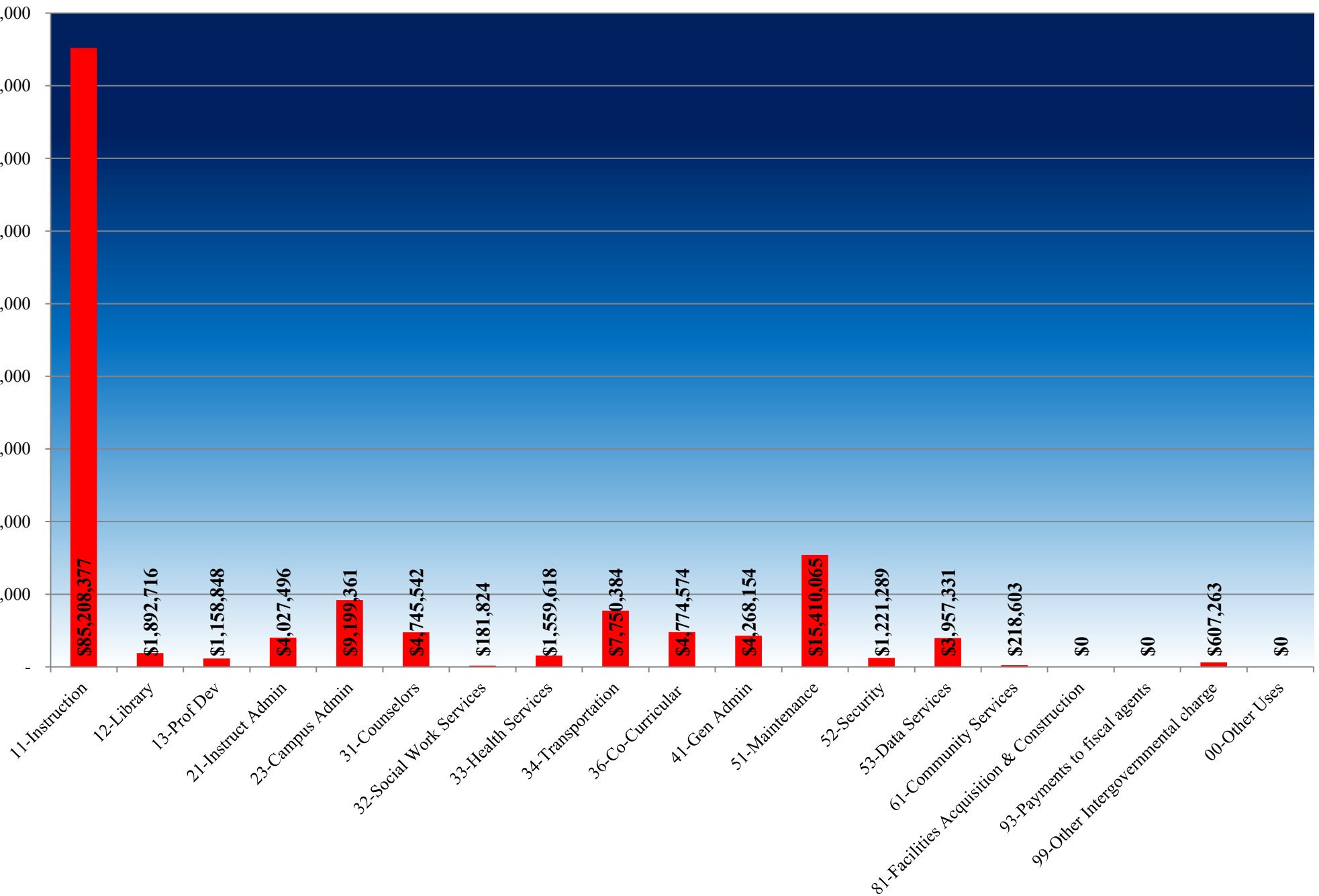
**Hays Consolidated Independent School District**  
**Statement of Revenues, Expenditures, and Changes in Fund Balance - General Fund**  
**for the Month Ending February 28, 2023**  
**(Un-Audited)**

	GENERAL FUND					
	<u>Prior Year</u>			<u>Current Year</u>	<u>Unrealized/</u>	
	<u>Actual Revenues/</u>	<u>Original</u>	<u>Official</u>	<u>Actual Revenues/</u>	<u>Unexpended</u>	<u>Percentage</u>
	<u>Expenditures</u>	<u>Budget</u>	<u>Budget</u>	<u>Expenditures</u>	<u>Budget</u>	<u>Y-T-D</u>
<b>Revenues:</b>						
Local	\$ 97,532,135.32	\$ 128,672,959	\$ 128,687,763	\$ 128,144,063.53	(543,699.47)	99.58%
State	46,035,516.40	79,803,990	79,803,990	48,330,133.66	(31,473,856.34)	60.56%
Federal	404,697.30	3,550,000	3,746,233	367,848.86	(3,378,384.14)	9.82%
Other Sources	75,494.11	1,500,000	1,520,777	361,939.80	(1,158,837.20)	23.80%
<b>Total Revenues</b>	<b>\$ 144,047,843.13</b>	<b>\$ 213,526,949</b>	<b>\$ 213,758,763</b>	<b>\$ 177,203,985.85</b>	<b>\$ (36,554,777.15)</b>	<b>82.90%</b>
<b>Expenditures and Other Uses:</b>						
11-Instruction	79,033,784.57	129,612,271	129,342,631	85,208,376.75	44,134,254.25	65.88%
12-Library	1,764,965.39	2,949,781	2,971,844	1,892,715.63	1,079,128.37	63.69%
13-Prof Dev	1,104,865.38	2,951,273	2,943,770	1,158,847.55	1,784,922.45	39.37%
21-Instruct Admin	3,446,608.87	5,620,602	5,807,042	4,027,496.09	1,779,545.91	69.36%
23-Campus Admin	8,124,452.33	13,205,996	13,220,543	9,199,360.57	4,021,182.43	69.58%
31-Counselors	4,162,804.54	6,856,165	6,855,665	4,745,542.06	2,110,122.94	69.22%
32-Social Work Services	181,024.78	295,072	551,391	181,823.96	369,567.04	32.98%
33-Health Services	1,430,107.46	2,476,372	2,476,621	1,559,618.03	917,002.97	62.97%
34-Transportation	7,146,305.82	13,187,557	13,204,735	7,750,383.92	5,454,351.08	58.69%
36-Co-Curricular	4,263,603.88	6,844,359	7,435,648	4,774,574.24	2,661,073.76	64.21%
41-Gen Admin	3,586,573.76	6,421,193	6,443,867	4,268,154.20	2,175,712.80	66.24%
51-Maintenance	14,699,109.41	22,842,526	23,529,621	15,410,065.33	8,119,555.67	65.49%
52-Security	1,395,109.15	3,426,730	3,432,181	1,221,289.28	2,210,891.72	35.58%
53-Data Services	3,371,151.30	6,184,321	6,388,528	3,957,330.93	2,431,197.07	61.94%
61-Community Services	231,695.58	263,229	263,171	218,603.41	44,567.59	83.07%
81-Facilities Acquisition & Construction	3,228.50	-	4,560	-	4,560.00	0.00%
93-Payments to fiscal agents	-	350,000	350,000	-	350,000.00	0.00%
99-Other Intergovernmental charge	512,405.54	1,175,000	1,175,000	607,263.05	567,736.95	51.68%
00-Other Uses	-	-	-	-	-	NA
<b>Total Expenditures and Other Uses</b>	<b>\$ 134,457,796.26</b>	<b>\$ 224,662,447</b>	<b>\$ 226,396,818</b>	<b>\$ 146,181,445.00</b>	<b>\$ 80,215,373.00</b>	<b>64.57%</b>
<b>Excess of Revenues and Other Resources</b>						
<b>Over (Under) Expenditures and Other Uses</b>	<b>\$ 9,590,046.87</b>	<b>\$ (11,135,498)</b>	<b>\$ (12,638,055)</b>	<b>\$ 31,022,540.85</b>		
<b>Fund Balance July 1, 2022 - (Un-Audited)</b>		<b>\$ 64,817,196.20</b>	<b>\$ 64,817,196.20</b>	<b>\$ 64,817,196.20</b>		
<b>Fund Balance Ending - Monthly Reporting Period</b>		<b>\$ 53,681,698.20</b>	<b>\$ 52,179,141.20</b>	<b>\$ 95,839,737.05</b>	<b>\$ 43,660,595.85</b>	

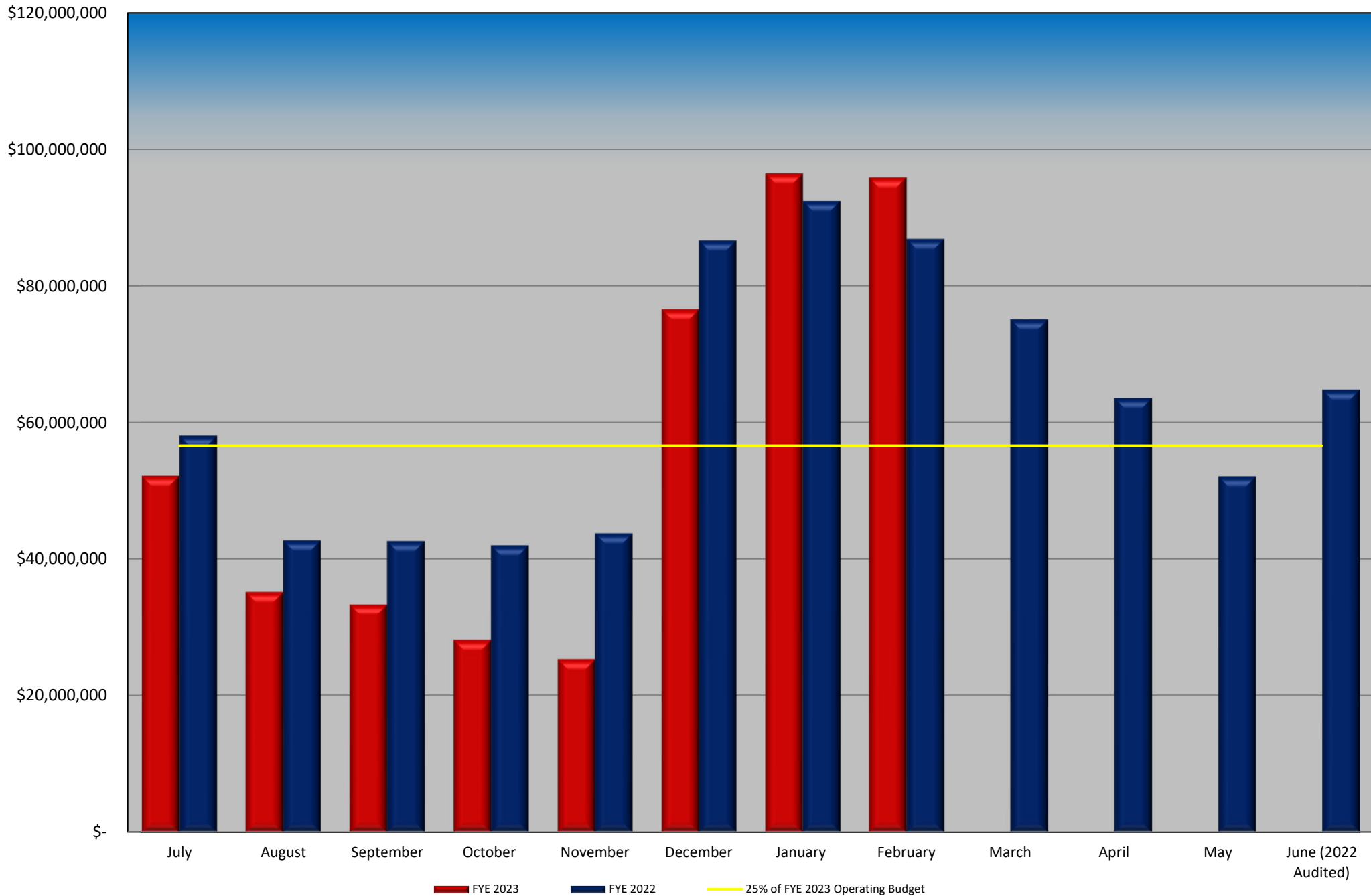
## General Fund Revenues Collected to Date



# General Fund Expenditures to Date



## General Fund Balance by Reporting Month



**Hays Consolidated Independent School District**  
**Statement of Revenues, Expenditures, and Changes in Fund Balance - Child Nutrition Fund**  
**for the Month Ending February 28, 2023**  
**(Un-Audited)**

	CHILD NUTRITION FUND						
	<u>Prior Year</u> <u>Actual Revenues/</u> <u>Expenditures</u>	<u>Original</u> <u>Budget</u>	<u>Official</u> <u>Budget</u>	<u>Current Year</u> <u>Actual Revenues/</u> <u>Expenditures</u>	<u>Unrealized/</u> <u>Unexpended</u> <u>Budget</u>	<u>Percentage</u> <u>Y-T-D</u>	
<b>Revenues and Other Resources:</b>							
Local	\$ 705,216.54	\$ 3,932,722	\$ 3,932,722	\$ 2,423,335.61	\$ (1,509,386.39)	61.62%	
State	23,189.12	-	-	-	-	NA	
Federal	8,199,156.50	6,513,119	6,513,119	4,947,891.54	(1,565,227.46)	75.97%	
Other sources	-	-	-	2,000.00	2,000.00	NA	
<b>Total Revenues and Other Resources</b>	<b>\$ 8,927,562.16</b>	<b>\$ 10,445,841</b>	<b>\$ 10,445,841</b>	<b>\$ 7,373,227.15</b>	<b>\$ (3,072,613.85)</b>	<b>70.59%</b>	
<b>Expenditures and Other Uses:</b>							
35-6100 Payroll	2,731,706.09	5,412,624	5,412,624	2,960,595.14	2,452,028.86	54.70%	
35-6200 Professional and Contracted Services	495,285.29	4,580,717	4,580,717	1,889,283.94	2,691,433.06	41.24%	
35-6341 Food Supplies	2,548,198.99	-	-	1,388.08	(1,388.08)	NA	
35-6342 Non-Food Supplies	216,767.92	240,000	240,000	200.28	239,799.72	0.08%	
35-6344 USDA Commodities	-	-	-	-	-	NA	
35-6349 Miscellaneous Supplies	16,552.06	125,000	125,000	13,014.13	111,985.87	10.41%	
35-6300 Supplies & Materials	67,579.04	62,500	62,500	47,585.76	14,914.24	76.14%	
35-6400 Food Service Other Operating Expenses	6,584.27	25,000	25,000	8,788.54	16,211.46	35.15%	
35-6600 Food Service Capital Expenses	-	-	-	204,863.92	(204,863.92)	NA	
<b>Total Expenditures</b>	<b>\$ 6,082,673.66</b>	<b>\$ 10,445,841</b>	<b>\$ 10,445,841</b>	<b>\$ 5,125,719.79</b>	<b>\$ 5,320,121.21</b>	<b>49.07%</b>	
<b>Excess of Revenues and Other Resources Over (Under) Expenditures and Other Uses</b>	<b>\$ 2,844,888.50</b>	<b>\$ -</b>	<b>\$ -</b>	<b>\$ 2,247,507.36</b>			
<b>Fund Balance July 1, 2022 - (Un-Audited)</b>		<b>6,431,045.29</b>	<b>6,431,045.29</b>	<b>6,431,045.29</b>			
<b>Fund Balance Ending - Monthly Reporting Period</b>		<b>\$ 6,431,045.29</b>	<b>\$ 6,431,045.29</b>	<b>\$ 8,678,552.65</b>	<b>\$ 2,247,507.36</b>		



**Hays Consolidated Independent School District**  
**Statement of Revenues, Expenditures, and Changes in Fund Balance - Debt Service Fund**  
**for the Month Ending February 28, 2023**  
**(Un-Audited)**

	<b>DEBT SERVICE FUND</b>					
	<u>Prior Year</u> <u>Actual Revenues/</u> <u>Expenditures</u>	<u>Original</u> <u>Budget</u>	<u>Official</u> <u>Budget</u>	<u>Current Year</u> <u>Actual Revenues/</u> <u>Expenditures</u>	<u>Unrealized/</u> <u>Unexpended</u> <u>Budget</u>	<u>Percentage</u> <u>Y-T-D</u>
<b>Revenues:</b>						
<b>Local Revenue</b>						
Taxes, Current Year Levy	53,329,323.84	\$ 71,467,486	\$ 71,467,486	71,550,849.37	\$ 83,363.37	100.12%
Taxes, Prior Year	357,303.41	-	-	144,759.97	144,759.97	NA
Penalties, Interest and Other Tax Revenues	111,684.82	-	-	103,607.82	103,607.82	NA
Earnings from Investments	5,912.88	-	-	565,570.48	565,570.48	NA
Miscellaneous Revenue	6,970.25	-	-	5,094.09	5,094.09	NA
<b>Local Revenue</b>	<b>\$ 53,811,195.20</b>	<b>\$ 71,467,486</b>	<b>\$ 71,467,486</b>	<b>\$ 72,369,881.73</b>	<b>\$ 902,395.73</b>	<b>101.26%</b>
<b>State Revenue</b>						
Additional State Aid for Homestead Exemption	\$ 601,710.00	\$ -	\$ -	\$ 1,793,775.00	1,793,775.00	NA
<b>State Revenue</b>	<b>\$ 601,710.00</b>	<b>\$ -</b>	<b>\$ -</b>	<b>\$ 1,793,775.00</b>	<b>\$ 1,793,775.00</b>	<b>NA</b>
<b>Other Sources</b>						
Operating Transfer In	\$ -	\$ -	\$ -	\$ -	-	NA
<b>Other Sources</b>	<b>\$ -</b>	<b>\$ -</b>	<b>\$ -</b>	<b>\$ -</b>	<b>\$ -</b>	<b>NA</b>
<b>Total Revenue</b>	<b>\$ 54,412,905.20</b>	<b>\$ 71,467,486.00</b>	<b>\$ 71,467,486.00</b>	<b>\$ 74,163,656.73</b>	<b>\$ 2,696,170.73</b>	<b>103.77%</b>
<b>Expenditures:</b>						
71-6511 Bond Principal	34,875,000.00	52,264,413	48,264,413	47,820,000.00	444,413.00	99.08%
71-6521 Interest on Bonds	18,942,149.74	19,168,073	23,168,073	23,058,319.16	109,753.84	99.53%
71-6599 Other Debt Service Fees	20,469.00	35,000	35,000	22,810.00	12,190.00	65.17%
<b>Total Expenditures</b>	<b>\$ 53,837,618.74</b>	<b>\$ 71,467,486</b>	<b>\$ 71,467,486</b>	<b>\$ 70,901,129.16</b>	<b>\$ 566,356.84</b>	<b>99.21%</b>
<b>Excess of Revenues</b>						
<b>Over (Under) Expenditures</b>	<b>\$ 575,286.46</b>	<b>\$ -</b>	<b>\$ -</b>	<b>\$ 3,262,527.57</b>		
<b>Fund Balance July 1, 2022 - (Un-Audited)</b>		<b>\$ 32,116,464.34</b>	<b>\$ 32,116,464.34</b>	<b>\$ 32,116,464.34</b>		
<b>Fund Balance Ending - Monthly Reporting Period</b>		<b>\$ 32,116,464.34</b>	<b>\$ 32,116,464.34</b>	<b>\$ 35,378,991.91</b>	<b>\$ 3,262,527.57</b>	

**Hays Consolidated Independent School District**  
**Statement of Revenues, Expenditures, and Changes in Fund Balance - Capital Project Funds**  
**for the Month Ending February 28, 2023**  
**(Un-Audited)**

	<b><u>2008</u></b> <b><u>Capital Projects</u></b> <b><u>Program</u></b>	<b><u>2017</u></b> <b><u>Capital Projects</u></b> <b><u>Program</u></b>	<b><u>2021</u></b> <b><u>Capital Projects</u></b> <b><u>Program</u></b>	<b><u>2022</u></b> <b><u>Capital Projects</u></b> <b><u>Program</u></b>	<b><u>2022 - 2023</u></b> <b><u>Capital Projects</u></b> <b><u>Total Revenues/</u></b> <b><u>Expenses</u></b>
<i><b>Revenues and Other Resources:</b></i>					
Local	\$ 4,669.55	\$ 234,850.22	\$ 1,754,522.73	\$ 2,205,796.68	\$ 4,199,839.18
State	-	-	-	-	-
Other sources	-	-	66,585,092.00	115,649,800.00	182,234,892.00
<b>Total Revenues and Other Resources</b>	<b>\$ 4,669.55</b>	<b>\$ 234,850.22</b>	<b>\$ 68,339,614.73</b>	<b>\$ 117,855,596.68</b>	<b>\$ 186,434,731.18</b>
<i><b>Expenditures and Other Uses:</b></i>					
6100 Payroll	-	-	-	-	-
6200 Professional and Contracted Services	-	446,294.88	29,159.99	-	475,454.87
6300 Supplies and Materials	-	183,601.20	2,879,917.87	3,791.05	3,067,310.12
6400 Other Operating Expenses	-	-	5,089.00	-	5,089.00
6600 Capital Outlay	-	197,485.71	24,320,394.25	1,637,086.71	26,154,966.67
8000-Other Uses	-	-	-	-	-
<b>Total Expenditures</b>	<b>\$ -</b>	<b>\$ 827,381.79</b>	<b>\$ 27,234,561.11</b>	<b>\$ 1,640,877.76</b>	<b>\$ 29,702,820.66</b>
<b>Excess of Revenues and Other Resources</b>					
<b>Over (Under) Expenditures and Other Uses</b>	<b>\$ 4,669.55</b>	<b>\$ (592,531.57)</b>	<b>\$ 41,105,053.62</b>	<b>\$ 116,214,718.92</b>	<b>\$ 156,731,910.52</b>
<b>Fund Balance July 1, 2022 - (Un-Audited)</b>	<b>\$ 200,646.26</b>	<b>\$ 10,523,701.43</b>	<b>\$ 38,426,833.67</b>	<b>\$ -</b>	<b>\$ 49,151,181.36</b>
<b>Fund Balance Ending - Monthly Reporting Period</b>	<b>\$ 205,315.81</b>	<b>\$ 9,931,169.86</b>	<b>\$ 79,531,887.29</b>	<b>\$ 116,214,718.92</b>	<b>\$ 205,883,091.88</b>

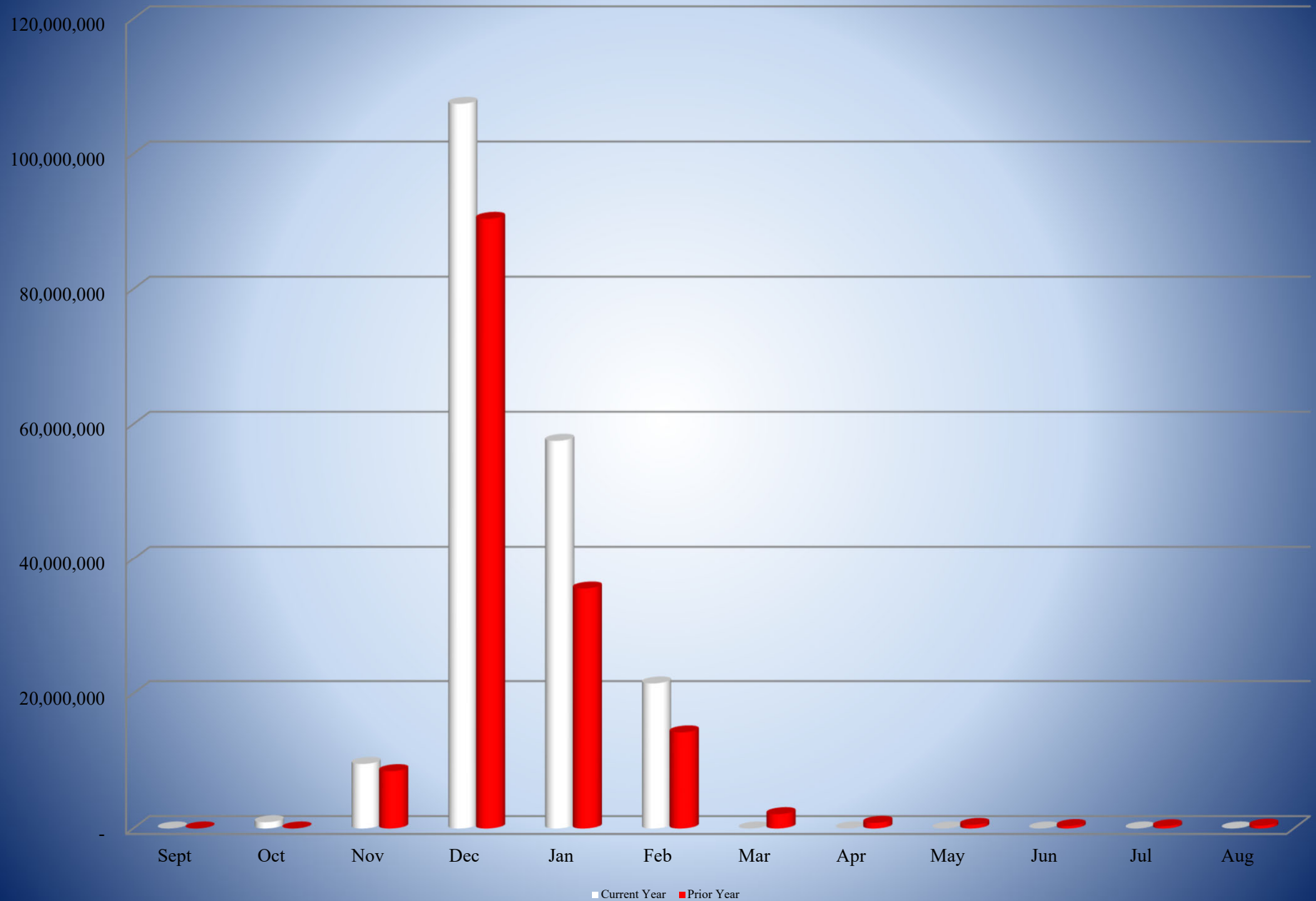
**Hays Consolidated Independent School District**  
**Statement of Revenues, Expenditures, and Changes in Fund Balance - Special Revenue Funds (Grants)**  
**for the Month Ending February 28, 2023**  
**(Un-Audited)**

SPECIAL REVENUE FUNDS							
	<u>Prior Year</u> <u>Actual Revenues/</u> <u>Expenditures</u>	<u>Original</u> <u>Budget</u>	<u>Official</u> <u>Budget</u>	<u>Current Year</u> <u>Actual Revenues/</u> <u>Expenditures</u>	<u>Unrealized/</u> <u>Unexpended</u> <u>Budget</u>	<u>Percentage</u> <u>Y-T-D</u>	
<b>Revenues:</b>							
Local	\$ 73,096.66	\$ 94,052	\$ 94,052	\$ 67,769.24	\$ (26,282.76)	72.06%	
State	1,412,420.07	2,605,829	2,605,829	2,008,999.35	(596,829.65)	77.10%	
Federal	11,871,675.09	15,701,904	15,701,904	10,484,443.30	(5,217,460.70)	66.77%	
Total Revenues	\$ 13,357,191.82	\$ 18,401,785	\$ 18,401,785	\$ 12,561,211.89	\$ (5,840,573.11)	68.26%	
<b>Expenditures:</b>							
6100 Payroll	5,804,033.22	12,623,650	12,623,650	9,757,898.85	2,865,751.15	77.30%	
6200 Professional and Contracted Services	432,015.06	2,061,732	2,061,732	606,279.89	1,455,452.11	29.41%	
6300 Supplies and Materials	6,190,712.76	2,397,094	2,397,094	1,999,711.63	397,382.37	83.42%	
6400 Other Operating Expenses	174,047.26	1,319,309	1,319,309	197,321.52	1,121,987.48	14.96%	
6600 Capital Outlay	756,383.52	-	-	-	-	NA	
Total Expenditures	\$ 13,357,191.82	\$ 18,401,785	\$ 18,401,785	\$ 12,561,211.89	\$ 5,840,573.11	68.26%	
<b>Excess of Revenues</b>							
Over (Under) Expenditures	\$ -	\$ -	\$ -	\$ -			
<b>Fund Balance July 1, 2022 - (Un-Audited)</b>		\$ -	\$ -	\$ -	\$ -		
<b>Fund Balance Ending - Monthly Reporting Period</b>		\$ -	\$ -	\$ -	\$ -		

**Hays Consolidated Independent School District**  
**Monthly Tax Collection Report**  
**for the Month Ending February 28, 2023**

	<b>Prior Year 2021 - 2022</b>				<b>Current Year 2022 - 2023</b>			
	<u>General Fund</u>	<u>Debt Service</u> <u>Fund</u>	<u>Total</u>	<u>% of</u> <u>Levy</u>	<u>General Fund</u>	<u>Debt Service</u> <u>Fund</u>	<u>Total</u>	<u>% of</u> <u>Levy</u>
<b><u>Current Month Tax Collections:</u></b>								
5711 Taxes-Current Year Tax Levy	\$ 9,135,057.67	\$ 5,107,449.84	\$ 14,242,507.51	<b>9.24%</b>	\$ 13,688,739.34	\$ 7,809,985.79	\$ 21,498,725.13	<b>10.44%</b>
5712 Taxes-Delinquent Collections	\$ 72,105.01	\$ 36,879.94	\$ 108,984.95		\$ 152,441.48	\$ 82,684.56	\$ 235,126.04	
5719 Penalties and Interest	\$ 86,216.85	\$ 47,337.75	\$ 133,554.60		\$ 95,816.72	\$ 54,003.60	\$ 149,820.32	
<b>Total Current Month Collections</b>	<b>\$ 9,293,379.53</b>	<b>\$ 5,191,667.53</b>	<b>\$ 14,485,047.06</b>		<b>\$ 13,936,997.54</b>	<b>\$ 7,946,673.95</b>	<b>\$ 21,883,671.49</b>	
<b><u>Fiscal Year to Date Collections:</u></b>								
5711 Taxes-Current Year Tax Levy	\$ 95,369,048.55	\$ 53,329,323.84	\$ 148,698,372.39	<b>96.46%</b>	\$ 125,397,584.46	\$ 71,550,849.37	\$ 196,948,433.83	<b>95.65%</b>
5712 Taxes-Delinquent Collections	\$ 691,164.18	\$ 357,303.41	\$ 1,048,467.59		\$ 288,438.68	\$ 144,759.97	\$ 433,198.65	
5719 Penalties and Interest	\$ 213,192.70	\$ 111,684.82	\$ 324,877.52		\$ 192,436.53	\$ 103,607.82	\$ 296,044.35	
<b>Total Revenue Collected</b>	<b>\$ 96,273,405.43</b>	<b>\$ 53,798,312.07</b>	<b>\$ 150,071,717.50</b>		<b>125,878,459.67</b>	<b>71,799,217.16</b>	<b>197,677,676.83</b>	
<b>Total Budgeted Tax Revenue</b>								
<b>(Current, Delinquent, Penalty &amp; Interest)</b>	<b>\$ 100,750,161.00</b>	<b>\$ 57,357,902.00</b>	<b>\$ 158,108,063.00</b>		<b>\$ 126,032,959.00</b>	<b>\$ 71,444,986.00</b>	<b>\$ 197,477,945.00</b>	
<b>Percentage of Budget Collected</b>	<b>95.56%</b>	<b>93.79%</b>	<b>94.92%</b>		<b>99.88%</b>	<b>100.50%</b>	<b>100.10%</b>	

## Month to Date Tax Collections Current Levy



## Year to Date Tax Collections Current Levy

